

Removal sequence

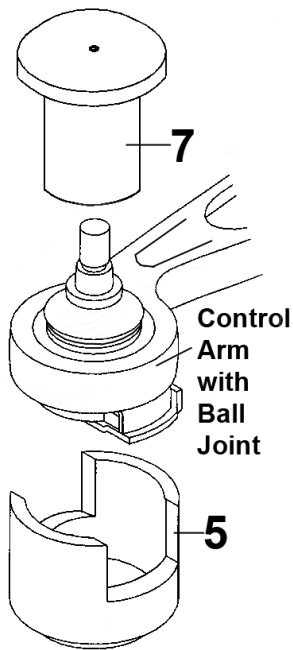
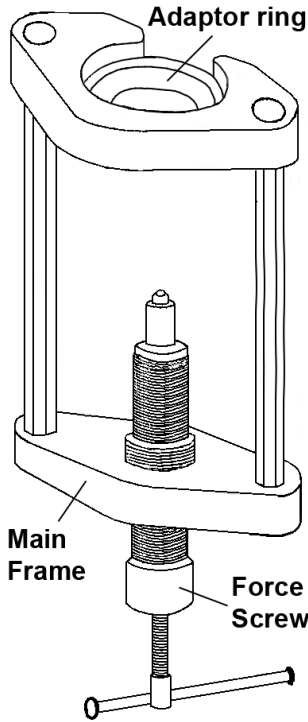


fig.1.



Installation sequence

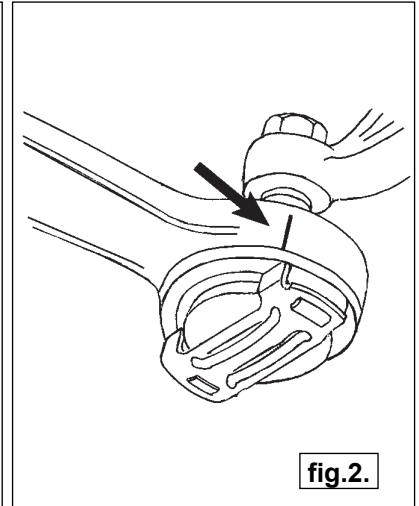
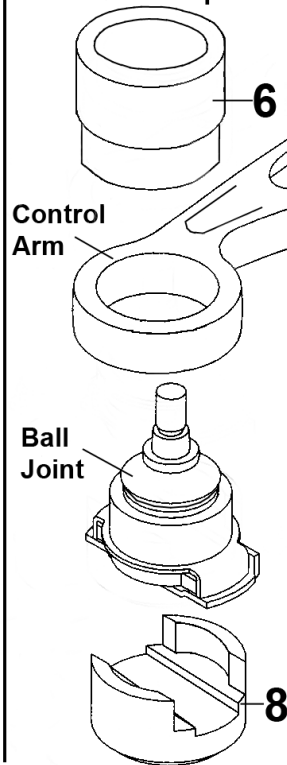
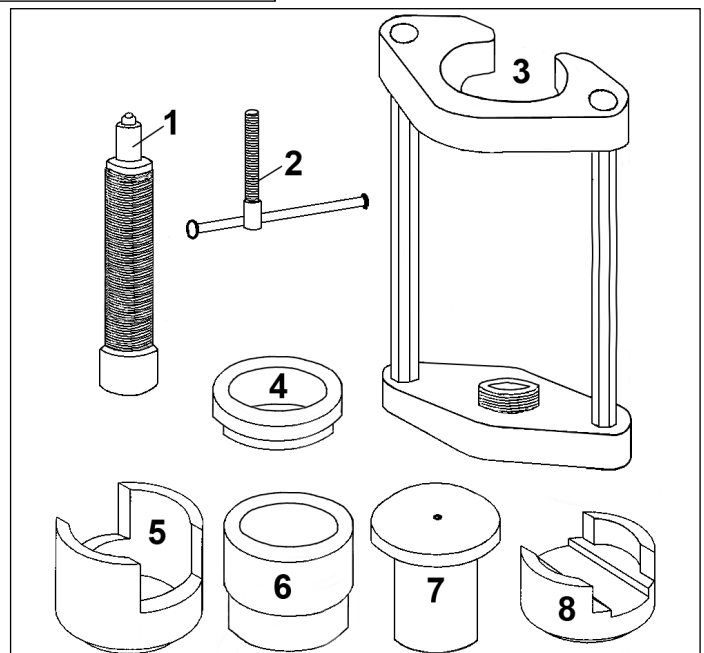


fig.2.

4. PARTS

ITEM	PART No.	DESCRIPTION
1	VSE127H.01	FORCE SCREW
2	VSE127H.02	T-HANDLE
3	VSE127H.03	MAIN FRAME
4	VSE127H.04	ADAPTOR RING
5	VSE127H.05	ADAPTOR - A
6	VSE127H.06	ADAPTOR - B
7	VSE127H.07	ADAPTOR - C
8	VSE127H.08	ADAPTOR - D



5. DECLARATION OF CONFORMITY

Declaration of Conformity We, the sole importer into the UK, declare that the product listed below is in conformity with the following standards and directives

**Hydraulic Ball Joint
Installation / Removal Kit - BMW
Model: VSE127H**

89/392/EEC Machinery Directive
93/68/EEC CE Marking Directive



The construction file for this product is held by the Manufacturer and may be inspected on request by contacting Jack Sealey Ltd.

Signed by Tim Thompson

05 December 2006

For Jack Sealey Ltd. Sole importer into the UK of Sealey Professional Tools.

NOTE: It is our policy to continually improve products and as such we reserve the right to alter data, specifications and component parts without prior notice.

IMPORTANT: No liability is accepted for incorrect use of this product.

WARRANTY: Guarantee is 12 months from purchase date, proof of which will be required for any claim.

INFORMATION: For a copy of our catalogue and latest promotions call us on 01284 757525 and leave your full name, address and postcode.



Sole UK Distributor
Sealey Group,
Bury St. Edmunds, Suffolk.

01284 757500
01284 703534



www.sealey.co.uk
sales@sealey.co.uk