



Chrome Wire Shelving

Our chrome wire shelving system offers a simple to build and stylish storage solution.

The system is ideal for home and office as well as retail display due to the open wire construction. The range offers excellent light distribution onto the products stored and displayed.

The shelving is also suited for kitchens storing dry food and crockery etc, whilst the excellent ventilation through the system makes it perfect for server racks and computer workstations as well as linen stores.

The nickel chrome finish offers a bright, clean and modern feel to the shelving, but should only be used in dry areas and should not come into contact with moisture.

- ★ **Strong and versatile shelving**
- ★ **Nickel chrome finish**
- ★ **Simply slots together**
- ★ **Shelf loads up to 300kgs UDL**
- ★ **Shelf pitch every 25mm**
- ★ **Optional castors for mobile units**
- ★ **No interfering uprights in corner**
- ★ **25mm diameter post**
- ★ **Anti-Static/ESD available**

scan for
videos/assembly



storagecatalogue.co.uk
/chromewire

A simple yet stylish solution for retail display in a bright chrome finish



Height

~2200 mm

Levels

4+ Shelves

Shelf Load

~300 kg

Bay Load


~1200 kg

Delivery

5 days

from

£80.²⁰



UDL

300 kgs

retail

store room

<p>Heights</p>	<p>Widths</p>	<p>Depths</p>	<p>Application</p>	<p>Construction</p>	<p>Loadings</p>
<p>Heights (mm)</p> <p>372, 854, 1388, 1590, 1895, 2200</p>	<p>Widths (mm)</p> <p>460, 610, 762, 915, 1220, 1525</p>	<p>Depths (mm)</p> <p>305, 355, 460, 610</p>	<p>Environment</p> <p>Storeroom, Retail</p> <p>Usage</p> <p>Shop Display, Home & Kitchen Shelving</p>	<p>Uprights: Steel Chrome Finish</p> <p>Shelves: Steel Chrome Finish</p> <p>Shelf Collars: Plastic Black</p>	<p>Shelf UDL up to 300kg</p> <p>Max Bay Load 1200kg</p>

Build your own solution just as you want it



Chrome wire bay 1590 x 915 x 460 with 5 shelves

Shelves

W x D (mm)	Code	Shelf Load (kg)	Price	W x D (mm)	Code	Shelf Load (kg)	Price
610 x 305	CW2/06/0305	300	£13.55	915 x 460	CW2/09/04	270	£24.65
762 x 305	CW2/07/0305	300	£15.90	1220 x 460	CW2/12/04	220	£31.65
762 x 355	CW2/07/03	300	£18.05	1525 x 460 R	CW2/15/04R	200	£40.65
915 x 355	CW2/09/03	300	£21.10	610 x 610	CW2/06/06	240	£22.75
1220 x 355	CW2/12/03	240	£27.05	762 x 610	CW2/07/06	240	£27.05
1525 x 355	CW2/15/03	190	£33.00	915 x 610	CW2/09/06	240	£31.65
460 x 460	CW2/04/04	270	£14.40	1220 x 610	CW2/12/06	190	£40.70
762 x 460	CW2/07/04	270	£21.10	1525 x 610 R	CW2/15/06R	180	£51.90

Uprights

H (mm)	Code	Price	H (mm)	Code	Price
372	CW1/0372	£2.55	1590	CW1/1590	£8.90
854	CW1/0854	£5.05	1895	CW1/1895	£10.40
1388	CW1/1388	£7.85	2200	CW1/2200	£12.00

① All shelves include plastic collars. All uprights include a foot leveller and a plastic top cap. R = Reinforced with one central truss.

S Clip



CW3 £1.05

Post Clamp



CW11 £1.65

Plastic Collars (pair)



CW18/18BPC £0.30

Post-to-Wall Mounting



CW23/PWBKT £1.85

Metal Collars (pair)



CW18/METC £2.10

Upright Plastic Top Cap



CW22/TC £0.20

Metal Foot Leveller



CW22/MFM10 £0.55

Plastic Foot Leveller



CW22/PFM10 £0.55

① Unsure how to cost your bay - no problem, just contact us and we will do it for you.

Standard Chrome Wire Bays



Height
1590+
mm



Levels
4+
Shelves



Shelf Load
~300
kg



Bay Load
~1200
kg



Delivery
5
days

from
£80.²⁰

Standard Chrome Wire Bays			+Add Extension Bay		+Add Extra Shelves		
H x W x D (mm)	Bay Code	Bay Price	Extension Bay Code	Extension Bay Price	Shelf Code	Additional Shelf Price	Shelf Load (kg)
1590 x 610 x 305	CWS/15/06/0305/4	£89.55	CWE/15/06/0305/4	£80.20	CW2/06/0305	£13.55	300
1590 x 762 x 305	CWS/15/07/0305/4	£99.00	CWE/15/07/0305/4	£89.65	CW2/07/0305	£15.90	300
1590 x 762 x 355	CWS/15/07/03/4	£107.60	CWE/15/07/03/4	£98.25	CW2/07/03	£18.05	300
1590 x 915 x 355	CWS/15/09/03/4	£119.70	CWE/15/09/03/4	£110.35	CW2/09/03	£21.10	300
1590 x 1220 x 355	CWS/15/12/03/4	£143.45	CWE/15/12/03/4	£134.10	CW2/12/03	£27.05	240
1590 x 1525 x 355	CWS/15/15/03/4	£167.45	CWE/15/15/03/4	£158.10	CW2/15/03	£33.00	190
1590 x 460 x 460	CWS/15/04/04/4	£92.85	CWE/15/04/04/4	£83.50	CW2/04/04	£14.40	270
1590 x 762 x 460	CWS/15/07/04/4	£119.70	CWE/15/07/04/4	£110.35	CW2/07/04	£21.10	270
1590 x 915 x 460	CWS/15/09/04/4	£134.00	CWE/15/09/04/4	£124.65	CW2/09/04	£24.65	270
1590 x 1220 x 460	CWS/15/12/04/4	£161.95	CWE/15/12/04/4	£152.60	CW2/12/04	£31.65	220
1590 x 1525 x 460 R	CWS/15/15/04/4	£198.00	CWE/15/15/04/4	£188.65	CW2/15/04R	£40.65	200
1590 x 610 x 610	CWS/15/06/06/4	£126.30	CWE/15/06/06/4	£116.95	CW2/06/06	£22.75	240
1590 x 762 x 610	CWS/15/07/06/4	£143.45	CWE/15/07/06/4	£134.10	CW2/07/06	£27.05	240
1590 x 915 x 610	CWS/15/09/06/4	£161.95	CWE/15/09/06/4	£152.60	CW2/09/06	£31.65	240
1590 x 1220 x 610	CWS/15/12/06/4	£198.25	CWE/15/12/06/4	£188.90	CW2/12/06	£40.70	190
1590 x 1525 x 610 R	CWS/15/15/06/4	£242.90	CWE/15/15/06/4	£233.55	CW2/15/06R	£51.90	180

+ For Taller Bays Add Price

Extra Height	Code Add to Starter Bay	Bay Price	Code Add to Extension Bay	Price
Bays 1895mm high	CWS/18/--/--/4	£6.20	CWE/18/--/--/4	£3.10
Bays 2200mm high	CWS/22/--/--/4	£12.55	CWE/22/--/--/4	£6.30



◉ Chrome wire bay 1590 x 915 x 460mm with 4 shelves

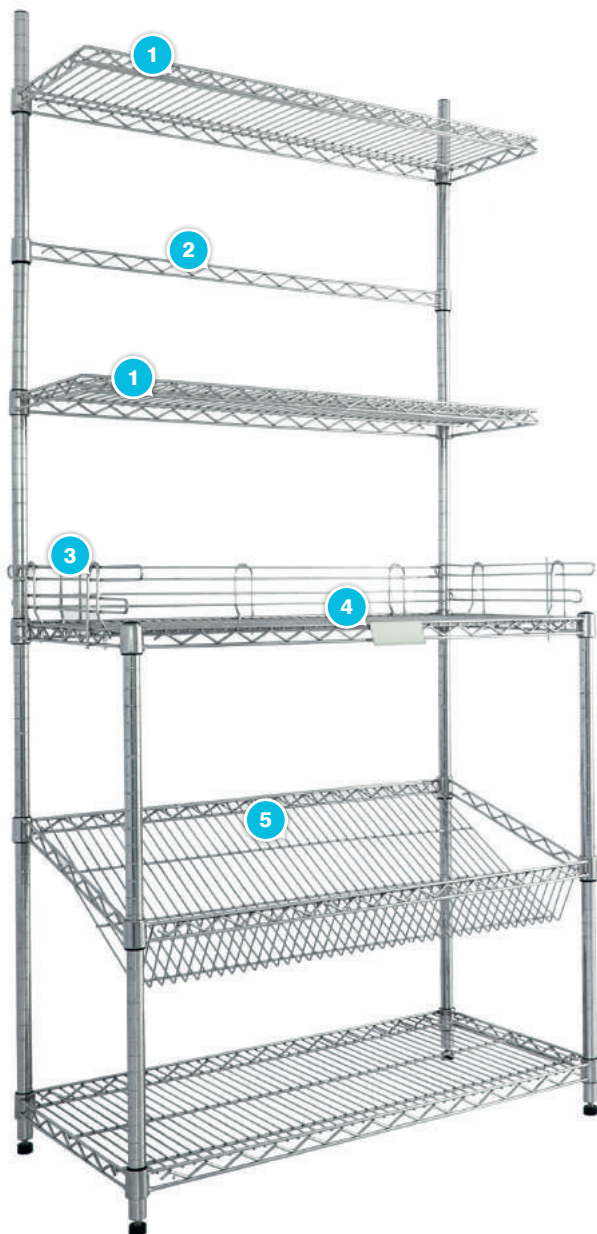
① All bays include 4x uprights with adjustable feet, 4x shelves and plastic collars. Extension bay includes only 2x uprights and two S Clips per shelf to connect to the starter bay. R = Reinforced with one central truss.

① Choose from our Chrome Wire Shelving solutions on p.56-59.




CHROME WIRE BAYS

Chrome Wire Shelving Accessories



1. Cantilever Shelf



915 x 305	CW15/09/03	£25.30
1220 x 305	CW15/12/03	£32.40

2. Utility Rail



355	CW8/03	£1.95	915	CW8/09	£3.75
460	CW8/04	£2.30	1220	CW8/12	£4.70
610	CW8/06	£2.75	1525	CW8/15	£5.65

3. Shelf Ledges (110mm high)




355	CW6/03	£3.25	915	CW6/09	£5.95
460	CW6/04	£3.65	1220	CW6/12	£7.15
610	CW6/06	£4.25	1525	CW6/15	£8.75

4. Ticket Edging



100 x 43	CW12/CL	£0.65	1140 x 43	CW12/CL1140	£3.80
840 x 43	CW12/CL840	£2.85	1440 x 43	CW12/CL1440	£4.75

5. 30° Sloping Shelf



30° Sloping Shelf

915 x 355	CW16/09/03	£25.45	1220 x 355	CW16/12/03	£35.15
915 x 460	CW16/09/04	£28.95	1220 x 460	CW16/12/04	£41.10

Acrylic Shelf Covers 3mm Clear



915 x 355	CW21/09/03	£21.40
915 x 460	CW21/09/04	£27.70
915 x 610	CW21/09/06	£36.25

Remember all Chrome Wire Shelving is in stock with guaranteed delivered in 5 days.


Chrome Wire Shelving Accessories

6. Garment Rail



915	CW5/09	£9.50	1220	CW5/12	£11.00	1525	CW5/15	£12.60
-----	--------	-------	------	--------	--------	------	--------	--------

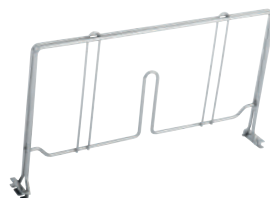
7. Basket Shelf



90mm Height

915 x 460	CW22/09/04	£28.80
1220 x 460	CW22/12/04	£36.95

8. Shelf Divider (200mm high)




355	CW7/03	£4.10
460	CW7/04	£4.85
610	CW7/06	£5.90

Trolley Handle



460	CW10/04	£6.05	610	CW10/06	£7.15
-----	---------	-------	-----	---------	-------

Wine Shelf



915 x 355 (9 bottles)	CW2/WS0903	£25.30
1220 x 355 (12 bottles)	CW2/WS1203	£32.45

Castors (100mm diameter)

Standard (Load 70kg)	Code	Price
Braked	CW4B	£10.65
Non-braked	CW4	£8.40
Anti-Static (Load 80kg)	Code	Price
Braked	CW4B/ESD	£30.70
Non-braked	CW4/ESD	£23.80



Half Moon Shelf




460	CW19/04	£12.50	610	CW19/06	£18.45
-----	---------	--------	-----	---------	--------

Fan Shelf



460 x 460	CW20/04	£16.45	610 x 610	CW20/06	£24.90
-----------	---------	--------	-----------	---------	--------



Chrome Wire Shelving - Mobile Racks



● Trolley with basket shelves 1590 x 915 x 460



❗ Restricted capacity information!

Light duty castors are designed to hold 70kg each. The overall capacity of the mobile bay is calculated per 3 castors to allow for uneven surfaces where only 3 castors might be touching the ground.



Small Trolley With Handle

H x W x D (mm)	Code	Price
970 x 915 x 460	CWSKIT1TR	£137.95
970 x 915 x 610	CWSKIT2TR	£160.00
970 x 1220 x 460	CWSKIT3TR	£158.90
970 x 1220 x 610	CWSKIT4TR	£187.25

❗ Price includes uprights, 3x standard shelves, 2x braked + 2x non-braked castors, handle and all necessary plastic collars.



Trolley With Standard Shelves

H x W x D (mm)	Code	Price
1710 x 915 x 460	CWSKIT5TR	£171.95
1710 x 915 x 610	CWSKIT6TR	£199.90
1710 x 1220 x 460	CWSKIT7TR	£199.90
1710 x 1220 x 610	CWSKIT8TR	£236.20

❗ Price includes uprights, 4x standard shelves, 2x braked + 2x non-braked castors and plastic collars for all shelves.

Trolley With Basket Shelves

H x W x D (mm)	Code	Price
1710 x 915 x 460	CWSKIT9TR	£188.90
1710 x 1220 x 460	CWSKIT10TR	£221.65

❗ Price includes uprights, 1x standard+ 3x basket shelves, 2x braked + 2x non-braked castors and plastic collars for all shelves.

❗ You can build your own Chrome Wire solution; check out the components on p.52 and accessories on p.54-55.

Chrome Wire shelves with round edges



Half Moon Shelf

Available in two sizes 460mm and 610mm, these half moon shelves fit onto the ends of a standard wire shelving bay. Ideal in the retail environment for creating extra display space as well as highlighting more prominent merchandise to the consumer. Comes complete with two sets of plastic collars.

Half Moon Shelf		
W x D (mm)	Code	Price
460 x 460	CW19/04	£12.50
610 x 610	CW19/06	£18.45



Fan Shelf Bay 1590 x 460 x 460

Fan Shelf

With the addition of the Fan Shelf you can create additional display areas on the outside of two right angled runs of shelving. As well as corner display units the fan shelf can soften the end of runs near corridors or entrances. Available in 460mm and 610mm deep and comes complete with 3 sets of plastic collars.

Fan Shelves		
W x D (mm)	Code	Price
460 x 460	CW20/04	£16.45
610 x 610	CW20/06	£24.90



Fan Shelf Standard Bay		
H x W x D (mm)	Code	Price
1590 x 460 x 460	CWSKIT1FS	£101.20
1590 x 610 x 610	CWSKIT2FS	£134.90

Price includes 4x fan shelves and 3x uprights

We have multiple solutions to different storage problems, if you are unsure what's best for you, please contact us.



Chrome Wire Shelving - Wine Racks


Full Height Wine Rack

H x W x D (mm)	Code	Capacity (bottles)	Price
1590 x 915 x 355	CWSKIT1WR	72	£237.85
1590 x 1220 x 355	CWSKIT2WR	96	£295.05

i Price includes uprights with adjustable feet, 8x wine shelves and plastic collars for all shelves.


Full Height Wine Rack with Under Storage

H x W x D (mm)	Code	Capacity (bottles)	Price
1590 x 915 x 355	CWSKIT3WR	36	£178.75
1590 x 1220 x 355	CWSKIT4WR	48	£219.25

i Price includes uprights with adjustable feet, 4x wine shelves, 2 standard shelves and plastic collars for all shelves.


Low Height Wine Rack

H x W x D (mm)	Code	Capacity (bottles)	Price
854 x 915 x 355	CWSKIT5WR	36	£121.25
854 x 1220 x 355	CWSKIT6WR	48	£149.85

i Price includes uprights with adjustable feet, 4x wine shelves and plastic collars for all shelves.


Medium Height Wine Rack

H x W x D (mm)	Code	Capacity (bottles)	Price
1388 x 915 x 355	CWSKIT7WR	63	£208.35
1388 x 1220 x 355	CWSKIT8WR	84	£258.40

i Price includes uprights with adjustable feet, 7x wine shelves and plastic collars for all shelves.

i You can build your own Chrome wire solution; check out the components on p.52 and accessories on p.54-55.

Chrome Wire Shelving - Garment Racks



Garment Rack with Undershelf

H x W x D (mm)	Code	Price
1895 x 915 x 460	CWSKIT1GR	£125.00
1895 x 1220 x 460	CWSKIT2GR	£147.50
1895 x 1525 x 460	CWSKIT3GR	£176.15

① Price includes uprights with adjustable feet, 3x standard shelves, garment rail and plastic collars for all shelves.



Garment Rack with Overshelf and Sloping Shelf

H x W x D (mm)	Code	Price
1895 x 915 x 460	CWSKIT4GR	£155.45

① Price includes uprights with adjustable feet, 3x standard shelves, 1x sloping shelf, garment rail and plastic collars for all shelves.



Double Garment Rack

H x W x D (mm)	Code	Price
2200 x 915 x 460	CWSKIT5GR	£140.80
2200 x 1220 x 460	CWSKIT6GR	£153.85
2200 x 1525 x 460	CWSKIT7GR	£182.50

① Price includes uprights with adjustable feet, 3x standard shelves, 2x garment rails and plastic collars for all shelves.

① We have multiple solutions to different storage problems, if you are unsure what's best for you, please contact us.





Example of an ESD Chrome Wire bay with accessories +Detail on the metal conductive collar






ESD Chrome Wire Shelving

Our ESD chrome wire shelving is available in the full range of sizes and accessories.

The simple metal collars and metal foot plate ensures that the bays allow ESD at all times. We also offer braked and un-braked castors increasing the flexibility of this storage solution. All components are available ex-stock and can be delivered within 5 days.

- ★ ESD shelving solutions
- ★ Simple to build and adjust
- ★ ESD trolleys and castors



				
Height	Levels	Shelf Load	Bay Load	Delivery
1590+ mm	4+ Shelves	~300 kg	~1200 kg	5 days



Remember all Chrome Wire Shelving is in stock with guaranteed delivery in 5 days.

ESD Antistatic shelving solutions for electronic components



Height
1590+
mm



Levels
4+
Shelves



Shelf Load
~300
kg



Bay Load
~1200
kg



Delivery
5
days

from
£88.⁵⁵

ⓘ Restricted capacity of castors!

Anti-static castors are designed to hold 80kg each. The overall capacity of the trolley is calculated per 3 castors to allow for uneven surfaces where only 3 castors might be touching the ground.

3 Tier Trolley

H x W x D (mm)	Code	Price
970 x 915 x 460	CWASSKIT2	£211.20
970 x 915 x 610	CWASSKIT3	£232.20

ⓘ Price includes 4x uprights, 3x standard shelves with 3x plastic and 1x metal conductive collars per shelf, handle, 2x braked and 2x un-braked antistatic castors.



Height
970
mm



Levels
3
Shelves



Bay Load
240
kgs

ESD Chrome Wire Bay

+Add Extension Bay

+Add Extra Shelves

H x W x D (mm)	Bay Code	Bay Price	Extension Bay Code	Extension Bay Price	Shelf Code	Additional Shelf Price	Shelf Load (kg)
1590 x 610 x 305	CWASS/15/06/0305/4	£97.90	CWASE/15/06/0305/4	£88.55	CW2ASC06/0305	£13.85	300
1590 x 762 x 305	CWASS/15/07/0305/4	£107.40	CWASE/15/07/0305/4	£98.05	CW2ASC/07/0305	£16.20	300
1590 x 762 x 355	CWASS/15/07/03/4	£115.95	CWASE/15/07/03/4	£106.60	CW2ASC07/03	£18.35	300
1590 x 915 x 355	CWASS/15/09/03/4	£128.05	CWASE/15/09/03/4	£118.70	CW2ASC09/03	£21.35	300
1590 x 1220 x 355	CWASS/15/12/03/4	£151.80	CWASE/15/12/03/4	£142.45	CW2ASC/12/03	£27.30	240
1590 x 1525 x 355	CWASS/15/15/03/4	£175.80	CWASE/15/15/03/4	£166.45	CW2ASC/15/03	£33.30	190
1590 x 460 x 460	CWASS/15/04/04/4	£101.20	CWASE/15/04/04/4	£91.85	CW2ASC/04/04	£14.65	270
1590 x 762 x 460	CWASS/15/07/04/4	£128.05	CWASE/15/07/04/4	£118.70	CW2ASC/07/04	£21.35	270
1590 x 915 x 460	CWASS/15/09/04/4	£142.35	CWASE/15/09/04/4	£133.00	CW2ASC/09/04	£24.95	270
1590 x 1220 x 460	CWASS/15/12/04/4	£170.30	CWASE/15/12/04/4	£160.95	CW2ASC/12/04	£31.90	220
1590 x 1525 x 460R	CWASS/15/15/04/4	£206.40	CWASE/15/15/04/4	£197.05	CW2ASC/15/04	£40.95	200
1590 x 610 x 610	CWASS/15/06/06/4	£134.65	CWASE/15/06/06/4	£125.30	CW2ASC/06/06	£23.00	240
1590 x 762 x 610	CWASS/15/07/06/4	£151.80	CWASE/15/07/06/4	£142.45	CW2ASC/07/06	£27.30	240
1590 x 915 x 610	CWASS/15/09/06/4	£170.30	CWASE/15/09/06/4	£160.95	CW2ASC/09/06	£31.90	240
1590 x 1220 x 610	CWASS/15/12/06/4	£206.60	CWASE/15/12/06/4	£197.25	CW2ASC/12/06	£41.00	190
1590 x 1525 x 610R	CWASS/15/15/06/4	£251.25	CWASE/15/15/06/4	£241.90	CW2ASC/15/06	£52.15	180

+For Taller Bays Add Price

Extra Height	Code Add to Starter Bay	Bay Price	Code Add to Extension Bay	Price
Bays 1895mm high	CWASS/18/--/--/4	£6.20	CWASE/18/--/--/4	£3.10
Bays 2200mm high	CWASS/22/--/--/4	£12.55	CWASE/22/--/--/4	£6.30

ⓘ Price includes 4x uprights with metal adjustable feet, 4x standard shelves with 3x plastic and 1x metal conductive collars per shelf. Extension bay includes only 2x uprights and two S Clips per shelf to connect to the starter bay. R=Reinforced with one central truss.

ⓘ We have multiple solutions to different storage problems, if you are unsure what's best for you, please contact us.



CHROME WIRE ESD ANTISTATIC